




COFFEE



Period / BBCH	Before season	20	After harvest
Product			
<i>penergetic b</i> 3000 - Soil	500g - 3kg/ha		500g - 3kg/ha
<i>penergetic p</i> 4600 - Coffee		600g/ha	

Application can be made in powder  or liquid  form. To evaluate the liquid application quantity (molasses) the values of the powder application can be used by changing the unit from gramm (g) to milliliter (ml). Combinations of the carrier material are possible too.

W.A.M.L.E.G.S. guidelines to be noted

Application for coffee and jatropha.